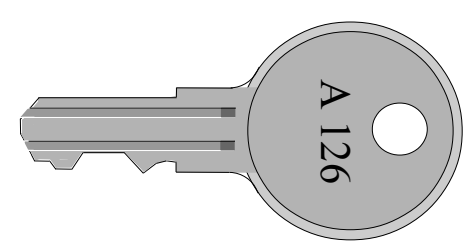
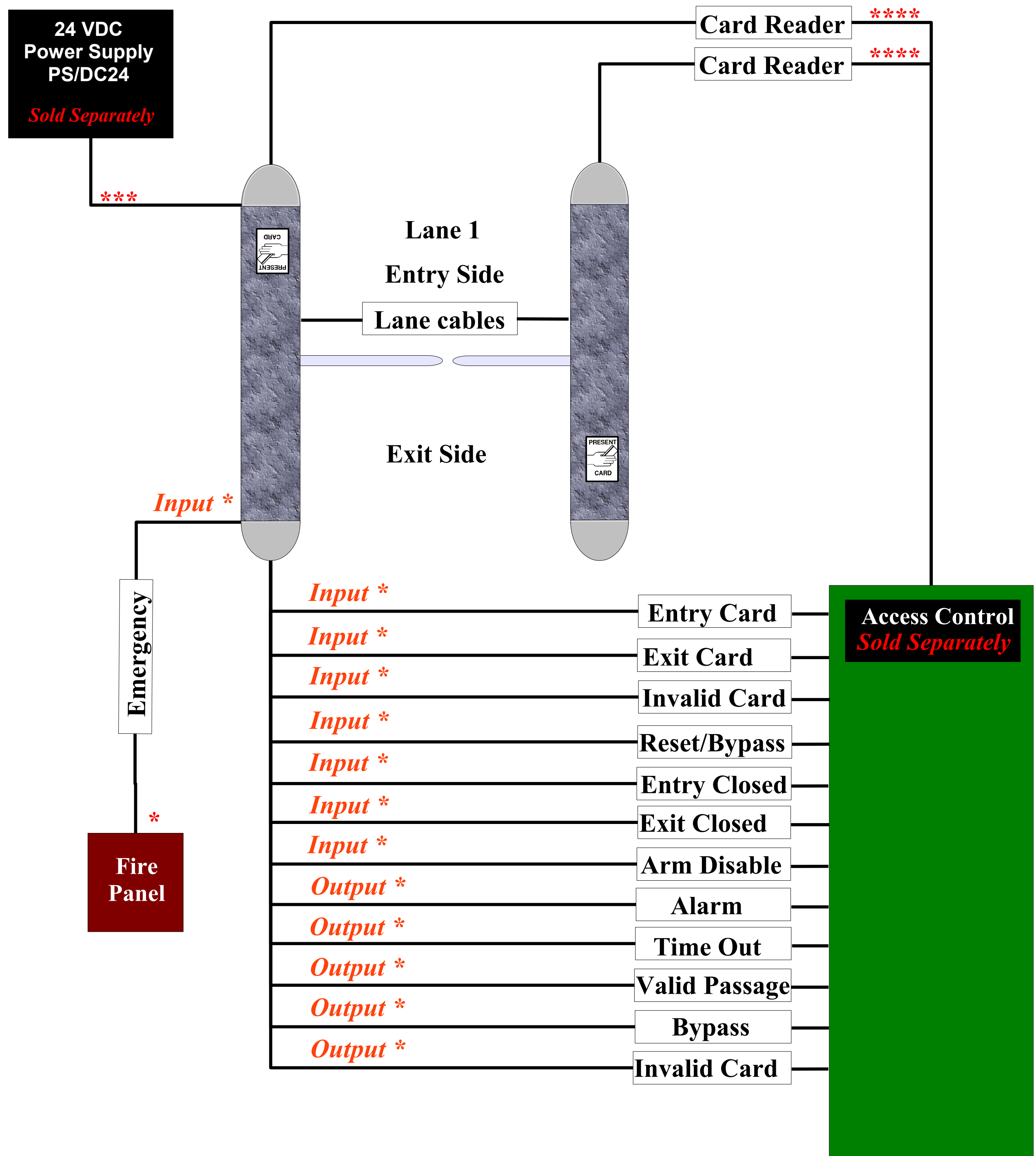


ES8300 N-0 Wiring Diagram

Note: ES8300
 * 2 conductor 22AWG
 ** 2 conductor 18 AWG
 *** 2 conductor 16, 14, 12, AWG
 **** 4 to 8 conductor 22AWG

Note: ES8300
 Lane Cables: Provided by DSI
 1ea Per Lane = HGA
 1ea Per Lane = Motor Cable
 1ea Per Lane = Encoder Cable
 1ea Per Lane = Lock Cable

Note: ES8300
 Wire Gauge:
 22 AWG = Signal wires
 16 AWG = Power wires (Up to 42 feet)
 14 AWG = Power wires (43 to 68 feet)
 12 AWG = Power wires (69 to 103 feet)

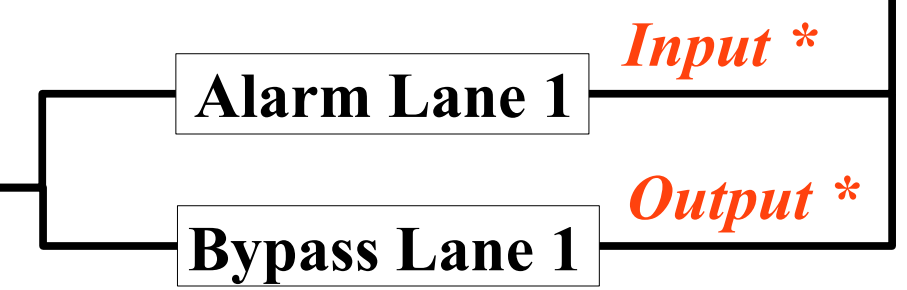
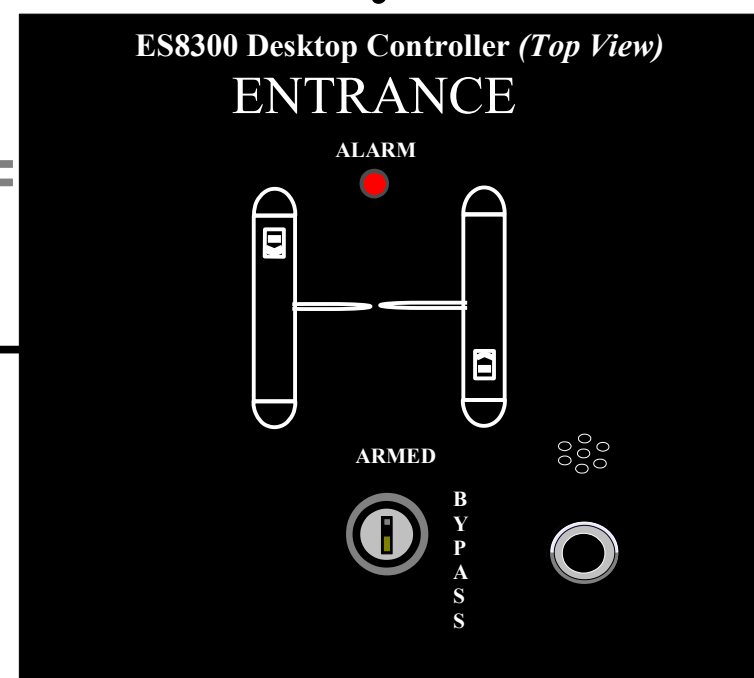


K6 Key (Side View)

12 VDC
 1000mA
 Power Supply
 PS/DC12
 Sold Separately

Global Alarm Relay
 N/O dry contact.
 500ma @30VDC

Security Desk



Desktop Specifications:
 Power: 12VDC at (150ma)
 Input: N/O dry contact
 Output: Key switch status. "Form C" dry contact
 Output: Global alarm relay. "N/O" dry contact
 Horn Volume: 70 db